

Highway Traffic

Traffic speeds outside the entrance to Middle Culham Cottages and Culham Court (provided to WBC Traffic Management) on the A4130 (where the speed limit is presumably 60mph and there is a dip in the road) collected continuously 24h/day between 28th July and 3rd August 2019. In this period 64104 vehicles passed this entrance, where the monitor was on the opposite side of the road and facing away from Henley. The speed distribution looks (see next page) reasonable, but this hides some very fast vehicles (see below):

<60mph	55924	vehicles
61-65mph	5207	"
66-70mph	1799	"
71-75mph	637	"
76-80mph	301	"
81-85mph	132	"
86-90mph	51	"
91-95mph	30	"
96-100mph	14	"
101-105mph	7	" (i.e. 101mph at 09:04 and 19:29)
106-110mph	1	" (i.e. 108mph at 04:43)
111-115mph	1	" (i.e. 113mph at 16:23)

The time and direction of the fastest vehicles varied from day to day. WBC and TV police advice was sought since some of these speeds might result in penalties on a motorway.

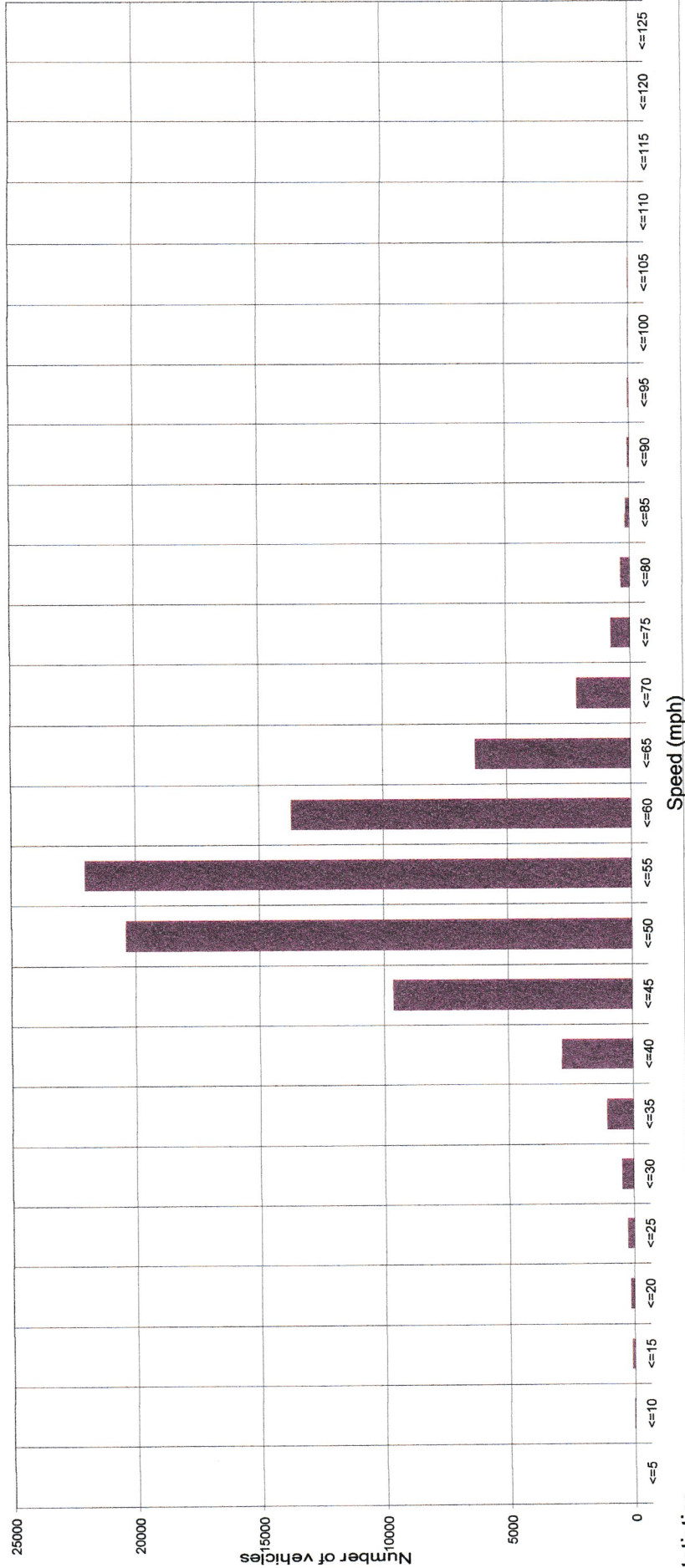
Sierzega Elektronik GmbH
 Thürnau 55, A-4062 Thening
 Tel.: +43-7221-64114-0, Fax:-14
 Mail: office@sierzega.at
 Web: www.sierzega.at



Wenn an dieser Stelle ihr Logo mit Anschrift usw. stehen soll,
 so kopieren Sie eine entsprechende Grafik, gespeichert als "logo.wmf" (Windows Metafile)
 mit den Proportionen 1:10 (Breite:Länge) in das Programmverzeichnis dieser Software

To see your own logo with your address here at this place:
 Design a graphic file and save it as "logo.wmf" (Windows Metafile)
 with the proportions 1:10 (width to length) in the program folder of this software

A4130_Middle_Culham_Cottages_28th July 2019



Statistics

Period:

28 July 2019, 19:46 o'clock to 04 August 2019, 18:38 o'clock

Speed violations:

Average time interval:

Traffic in column:

ADT:

Truck Share:

	Count +	%	Count -	%	Total	%	V15 +	Va +	V85 +	Vmax+	V15 -	Va -	V85 -	Vmax -
0 % Motorcycle	1706	4.9	6540	14.4	8246	10.2	40	48	57	123	43	51	60	108
1.1 sec Car	7189	20.5	11423	25.1	18612	23.1	43	51	59	113	46	54	61	109
54 % Truck	23830	67.8	22394	49.3	46224	57.3	44	51	58	98	47	54	61	102
11592 Long truck	2405	6.8	5113	11.2	7518	9.3	39	46	54	75	44	50	57	78
67 % Total	35130	43.6	45470	56.4	80600	100	43	50	58	123	46	53	60	109



Traffic densities were measured on Remenham Church Lane (RCL) with monitor facing towards the Thames for two periods 24h/day, before-during-after HRR (Henley Festival, HMR and Henley Swim) and Rewind South. On an average day maximum density are 50 vehicles/hour. On HRR and Rewind South days maximum traffic densities are 600 vehicles/hour (see next page).

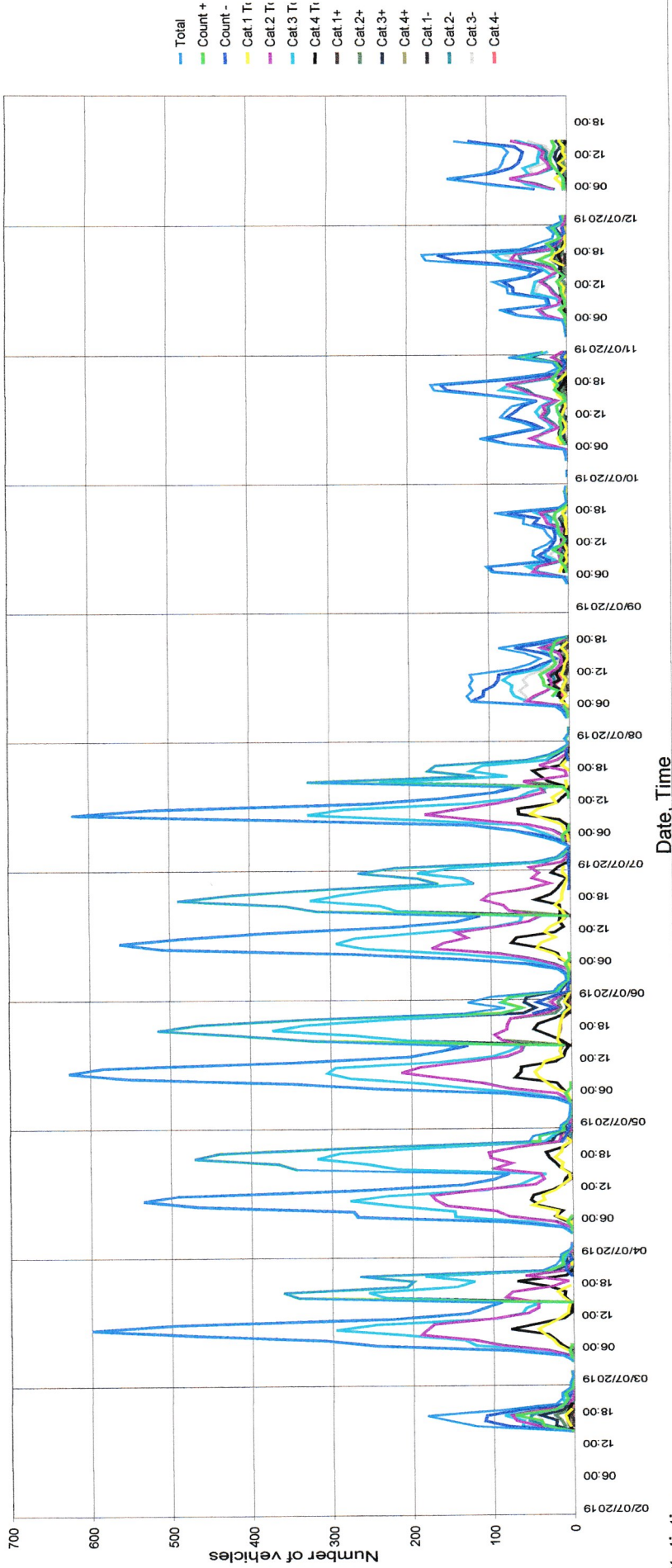
Sierzega Elektronik GmbH
 Thürnau 55, A-4062 Thening
 Tel.: +43-7221-64114-0, Fax:-14
 Mail: office@sierzega.at
 Web: www.sierzega.at



Wenn an dieser Stelle Ihr Logo mit Anschrift usw. stehen soll,
 so kopieren Sie eine entsprechende Grafik, gespeichert als "logo.wmf" (Windows Metafile)
 mit den Proportionen 1:10 (Breite:Länge) in das Programmverzeichnis dieser Software

To see your own logo with your address here at this place:
 Design a graphic file and save it as "logo.wmf" (Windows Metafile)
 with the proportions 1:10 (width to length) in the program folder of this software

RCL_Before_During_After_HRR_Henley_Festival_HMR_Henley_Swim_July_2019



Statistics

Period:

02 July 2019, 15:56 o'clock to 12 July 2019, 15:57 o'clock

	Count +	Count -	%	Total	%	Total	%	V15 +	Va +	V85 +	Vmax+	V15 -	Va -	V85 -	Vmax -
0 % Motorcycle	398	1417	3.7	1815	7.6	1815	6.1	25	31	37	54	28	33	39	59
1.5 sec Car	2324	6560	21.4	8884	35	8884	30	24	30	35	57	26	32	39	81
40 % Truck	7289	9214	67.1	16503	49.2	16503	55.8	21	27	33	61	24	30	37	68
ADT:	844	1545	7.8	2389	8.2	2389	8.1	11	19	27	40	19	25	31	48
Truck Share:	10855	18736	36.7	29591	63.3	29591	100	21	27	33	61	24	31	37	81



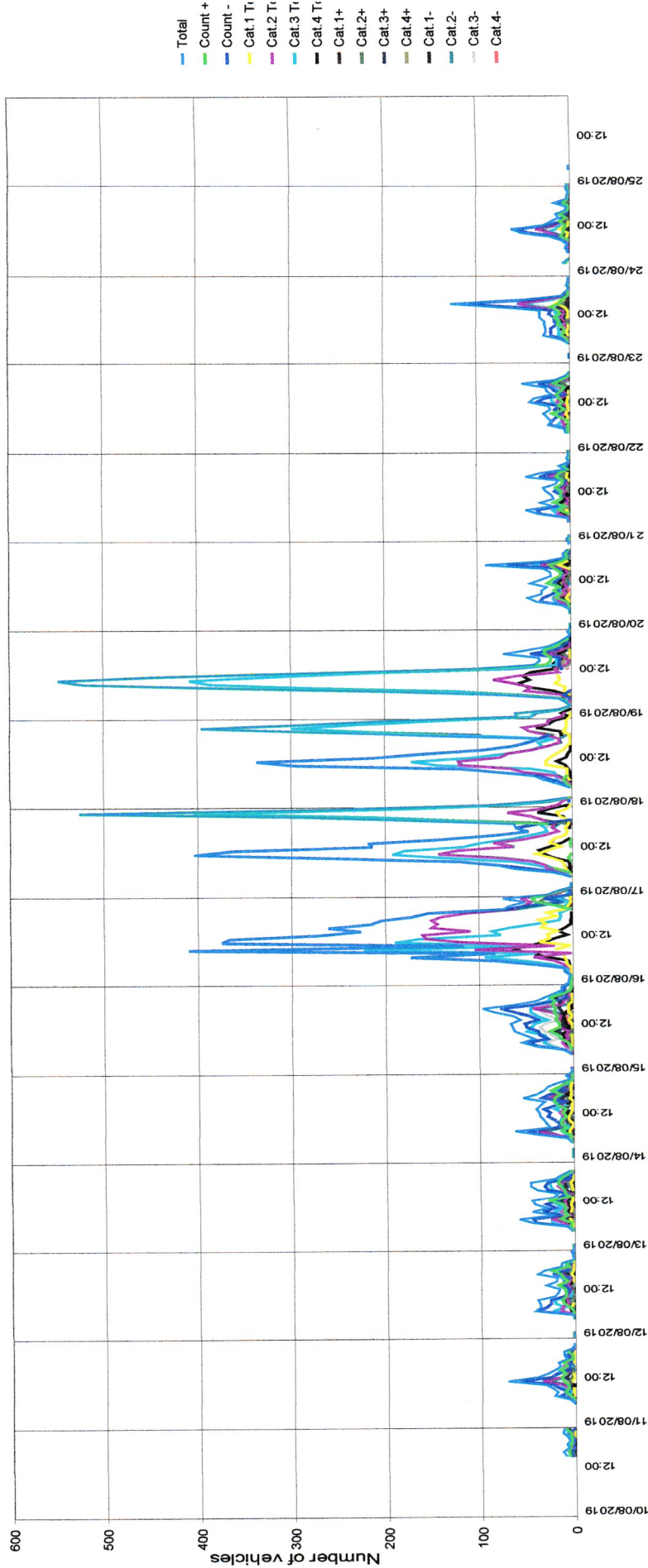
Sierzega Elektronik GmbH
 Thürnau 55, A-4062 Thening
 Tel.: +43-7221-64114-0, Fax: -14
 Mail: office@sierzega.at
 Web: www.sierzega.at



Wenn an dieser Stelle Ihr Logo mit Anschrift usw. stehen soll,
 so kopieren Sie eine entsprechende Grafik, gespeichert als "logo.wmf" (Windows Metafile)
 mit den Proportionen 1:10 (Breite:Länge) in das Programmverzeichnis dieser Software

To see your own logo with your address here at this place:
 Design a graphic file and save it as "logo.wmf" (Windows Metafile)
 with the proportions 1:10 (width to length) in the program folder of this software

RCL_Before_During_AfterRewind_South_2019 (+ve count departing from Thames)



Statistics

Period:

10 August 2019, 16:19 o'clock to 25 August 2019, 05:26 o'clock

Speed violations:
 Average time interval:
 Traffic in column:
 ADT:
 Truck Share:

	Count +	%	Count -	%	Total	%	V15 +	Va +	V85 +	Vmax+	V15 -	Va -	V85 -	Vmax -
0 % Motorcycle	211	2.8	856	8.4	1067	6	23	29	36	51	28	33	39	62
1.5 sec Car	1319	17.7	4051	39.6	5370	30.4	20	27	34	57	27	33	39	73
32 % Truck	5070	68.2	4480	43.8	9550	54.1	19	24	30	54	25	31	37	64
1215 Long truck	831	11.2	849	8.3	1680	9.5	15	20	26	46	12	23	31	75
64 % Total	7431	42.1	10236	57.9	17667	100	18	24	30	57	25	31	38	75

